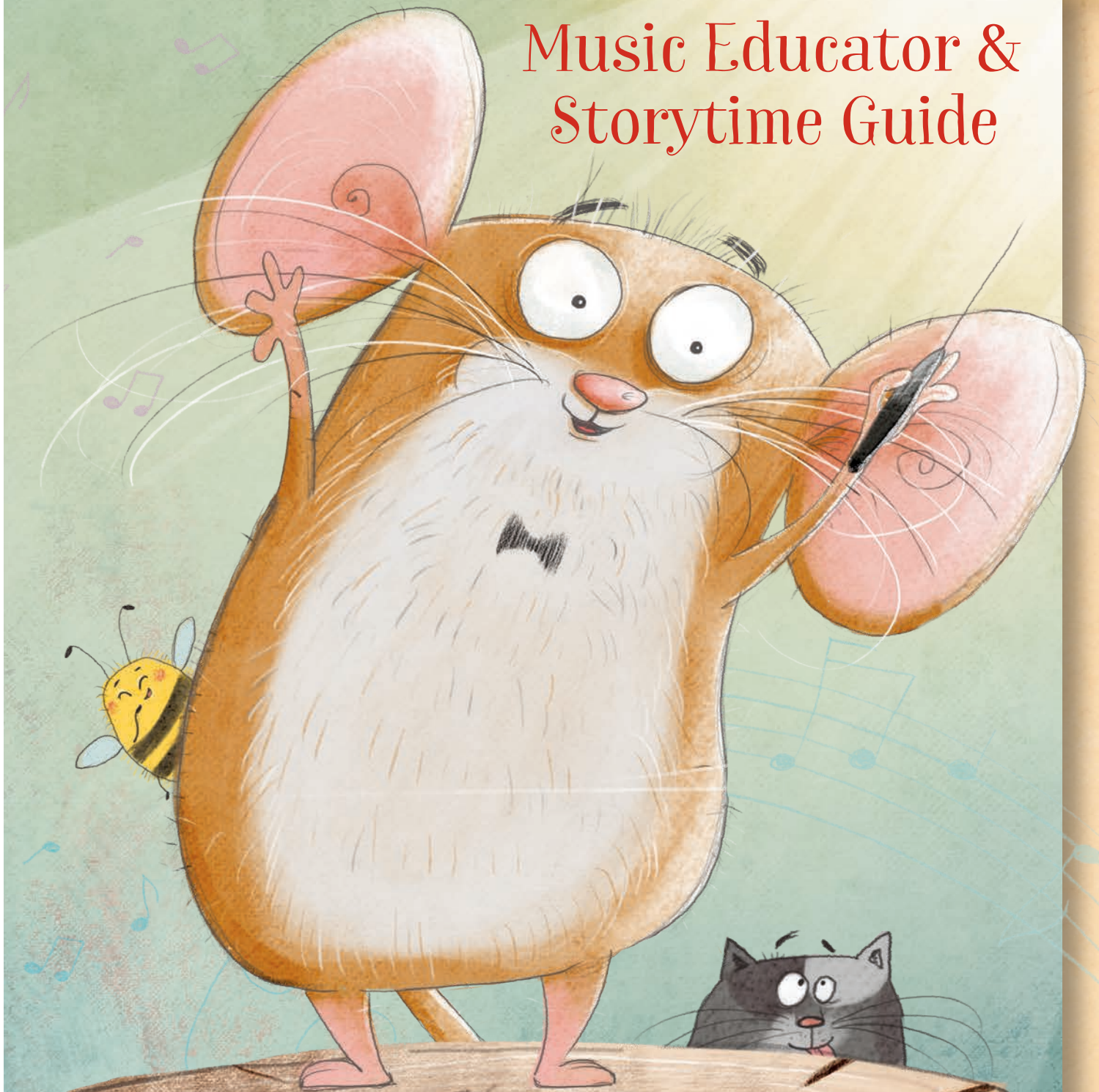


Music Educator & Storytime Guide




From #1 *New York Times* bestselling author **DAN BROWN** comes his picture book debut,


WILD SYMPHONY

© 2020 by Dan Brown. Illustrations by Susan Babort

WILD SYMPHONY EDUCATORS' GUIDE



Welcome to Dan Brown's **WILD SYMPHONY**. This enchanting composition will certainly be the most imaginative and delightful introduction to orchestral music your students will ever have!



With these easy-to-use materials, you can expand students' musical understanding by introducing them to the exciting elements of music. In orchestral music, this includes the families of instruments, and the conductor, as well as the elements of the composition itself, such as melody, harmony, rhythm, form, tempo, and other elements.

Of equal importance but sometimes overlooked is the opportunity to affirm students' unique, imaginative connections to the listening experience. There will be many ways for students to express their own personal connections. Children are deeply connected to the animal world and will want to share thoughts and experiences.

The delightful **WILD SYMPHONY** is an introduction to active, engaged listening. If listening to music in class becomes a frequent practice, students will be able to move beyond the "sillies" and become comfortable listening to unfamiliar music. By pairing the book with the music, students can explore the story in an auditory way and explore how music can bring words to life.

In **WILD SYMPHONY**, the animals lead us toward musical understanding. Who wouldn't want to join them?

Now, Maestro Mouse, let us begin!



Visit [RHTeachersLibrarians.com](https://www.RHTeachersLibrarians.com), your online destination for all the resources you need for your school or library! [@RHCBeducators](https://twitter.com/RHCBeducators)


ABOUT THE BOOK

#1 *New York Times* bestselling author Dan Brown makes his picture book debut with this mindful, humorous, musical, and uniquely entertaining book!

Travel through the trees and across the seas with Maestro Mouse and his musical friends! Young readers will meet a big blue whale and speedy cheetahs, tiny beetles and graceful swans. Each has a special secret to share.

Along the way, you might spot the surprises Maestro Mouse has left for you—a hiding buzzy bee, jumbled letters that spell out clues, and even a coded message to solve!

Children and adults can enjoy this timeless picture book as a traditional read-along or can choose to listen to original musical compositions as they read—one for each animal—with a free interactive smartphone app, which uses augmented reality to play the appropriate song for each page when a phone's camera is held over it.



ABOUT THE AUTHOR

DAN BROWN is the author of numerous #1 international bestsellers, including *The Da Vinci Code*, *Inferno*, *The Last Symbol*, *Angels & Demons*, *Deception Point*, *Digital Fortress*, and *Origin*. He is a graduate of Amherst College and Phillips Exeter Academy, where he spent time as an English teacher before turning his efforts fully to writing. He lives in New England.

Website: danbrown.com Twitter: @authordanbrown

Instagram: @authordanbrown



Photo Credit: G.W. Brown



ABOUT THE ILLUSTRATOR

SUSAN BATORI is a Hungarian illustrator, graphic designer, and character design addict. She studied graphic design at the Hungarian Academy of Fine Arts in Budapest.



TO LEARN MORE AND LISTEN TO THE MUSIC, VISIT [WILDSYMPHONY.COM!](http://WILDSYMPHONY.COM)





Classroom Applications for

WILD SYMPHONY



Wild Symphony provides a wonderful way to explore animals, music, and much more in a classroom or group storytime setting.

INTRODUCE THE BASICS OF MUSIC BY PAIRING THE BOOK WITH THE ACCOMPANYING MUSIC.

Join Maestro Mouse and his friends to teach students about basic music concepts, like:

INSTRUMENTS

Each spread introduces a new animal and instrument. Identify each instrument and the sound it makes. Then, using the accompanying music, have students identify the instrument they hear.

ASSIGNING CHARACTERISTICS TO DIFFERENT TONES AND SOUNDS

Each animal shares a unique characteristic with its instrument in *Wild Symphony*. For example, the kangaroo plays the timpani, which makes a loud, bouncing sound. Students can discuss the different characteristics of sounds and instruments by comparing them to each animal in the book.

TEMPO AND PITCH

Using the accompanying music, students can learn to identify the tempo and pitch of each piece.

PERFORM WILD SYMPHONY AT YOUR SCHOOL!

Make *Wild Symphony* a school-wide event by putting on a concert! We have arrangements suitable for beginner, intermediate, and advanced levels of skill and experience.

ARRANGEMENTS AVAILABLE FOR:

- concert band
- piano with solo instrument
- string quartet
- Orff ensemble
- solo piano
- symphony orchestra

Make it extra special and read the book aloud as the music plays live. Learn how to obtain the score for your concert program by visiting

WildSymphony.com!

EMOTIONAL LEARNING WITH WILD SYMPHONY

Each spread of *Wild Symphony* holds lessons for social emotional learning skills and core competencies, such as self-awareness, self-management, social awareness, relationship skills, and responsible decision-making. As the story introduces more animals, readers will discover meaningful lessons about appreciating their world and working together.

By pairing the story with the accompanying music, readers can explore the emotional effect that different movements have on them. For example, by contrasting the upbeat feel of “Bouncing Kangaroo” with the more somber “Wondrous Whale,” readers can see how words, music, and pictures have the power to evoke a particular mood.

TO DOWNLOAD A FREE SAMPLE OF THE PIANO MUSIC TO “SWAN IN THE MIST,”
[CLICK HERE.](#)

JOIN OUR SYMPHONY!



READ AND LISTEN

This guide highlights specific elements of orchestral music through a brief exploration of three movements: “Maestro Mouse,” “Bouncing Kangaroo,” and “Dance of the Wild Boars.” With this guide, we hope to focus and extend your students’ understanding of musical concepts as they enjoy listening to and reading **WILD SYMPHONY**.

“MAESTRO MOUSE”

“Maestro Mouse” invites us into the **WILD SYMPHONY** with majestic sound. The orchestra is seated. The instruments have been tuned. The musicians are excited! Everyone is ready. Maestro Mouse proudly walks to his podium and lifts his baton. With every animal’s eyes on him, the music begins. Just as Maestro Mouse introduces us to the story of the **WILD SYMPHONY** in the book, he does the same in the first piece of music.

MUSICAL STRUCTURE

After reading the first spread, listen to “Maestro Mouse” with your students. First, ask them what they notice. Then, after a second listen, discuss identifying themes in the music.

THEME: With variations on a single theme, the composer sustains the majestic feeling throughout “Maestro Mouse.” He does this using contrasting dynamics and a variety of instruments.

FORM:

THEME A: forte, full orchestra, primarily brass instruments


Can you hear the crashing cymbal?

THEME A: with variation, piano, strings, and winds echo play and variations

Can you hear the delicate triangle?

THEME A: forte, fortissimo, full orchestra

Can you hear the trumpets soaring over the theme?



EXPLORE CONDUCTING WITH MAESTRO MOUSE!

PERFECT FOR STORYTIMES!

Maestro Mouse is prepared to be the conductor! He has done his homework! He has spent hours learning every musician’s part! He knows how to cue and when to cut off! He can begin the **WILD SYMPHONY** with confidence and joy!

Students will undoubtedly enjoy the majesty of “Maestro Mouse” and want to march around the classroom. Clear the furniture, designate a path, and have two or more students commence a grand march, eventually including the whole class.

VOCABULARY FOR “MAESTRO MOUSE”

DYNAMICS: The variation of loudness between notes in a musical piece

FORTE: Loud or strong

FORTISSIMO: Very loud

PIANO: Soft

CONDUCTOR: A person who conducts an orchestra, chorus, opera company, ballet, or other musical group in performance

PODIUM: A raised platform for the conductor so that everyone in the orchestra can see them

BATON: A stick used by conductors primarily to enlarge and enhance the manual and bodily movements when directing an ensemble

CUE: To signal that the music should start

CUTOFF: To signal that the music should stop

THEME: A common musical structure who will come across in a piece of music

VARIATIONS: A formal technique where material is repeated in altered form



“BOUNCING KANGAROO”



Everyone loves kangaroos—and what probably fascinates us most (other than seeing a baby joey riding in his mother’s pouch) is their amazing ability to jump. As you read about the kangaroos, you can feel the bounce in the rhythm of the rhyme. This is also reflected in the music! The composer conjures images of jumping and leaping throughout the piece.

Listen to “Bouncing Kangaroo” without any prompts or questions. Let students have fun with the rhythms and sounds in the piece.



GUIDED LISTENING

The movement begins with instruments from the brass family. The bass trombone plays a three-note ostinato. Discuss with students what this might represent. Do these low tones denote a large kangaroo, low to the ground and ready to take an enormous leap?

We’ve been told that kangaroos can leap up to almost nine yards in a single jump. At top speed, they can travel thirty-five miles per hour! Whoa! Maestro Mouse wants us to hear this in the music and uses contrasting instrumentation to achieve the effect: the low, bouncing timpani; the contrasting trumpet themes; the quick piano, woodblock, and xylophone!

While listening, ask students to identify the xylophone. What does the xylophone represent in the piece?

BASIC FORM AND INSTRUMENTATION OF THE “BOUNCING KANGAROO”

INTRODUCTION: Ostinato in bass trombone and timpani creates a glissando with their foot pedal and is met by a woodblock response. This ostinato continues throughout the song.

THEME A: Trumpet melody 1 and xylophone countermelody and short string response

THEME B: Trumpet melody 2 and xylophone countermelody and short response in brass choir

TRANSITION: Brief timpani solo and piano glissando

THEME A: Trumpet melody 1 joined by more instruments and xylophone countermelody

THEME B: Trumpet melody 3 and xylophone countermelody

CODA: Trumpet, xylophone, timpani



LET’S GET PHYSICAL!

Throughout the piece, the ostinato ends with a single strike of the woodblock. Have students perform a two-finger clap each time they hear the woodblock.

Younger students may enjoy squatting and then jumping on beat three and landing on beat four of the woodblock. The music gives the cues for the jumps!



MAKING CONNECTIONS BEYOND THE MUSIC

“Bouncing Kangaroo” will inspire students to share what they know about kangaroos. Their insights will foster significant connections to the music, and it is important to let them share their thoughts. Some students may want to talk about the poem rather than the music. Help them see that all components are connected.

VOCABULARY FOR “BOUNCING KANGAROO”

MUSICAL FAMILIES: A grouping of several different but related sizes types of instruments

BRASS: Any wind instrument (usually of brass or other metal) in which the vibration of the player’s lips against a cup or funnel shaped mouthpiece causes the initial vibration of an air column

WOODWINDS: An instrument that is played by blowing into its mouthpiece

STRINGS: Instruments that produce sound from vibrating strings

PERCUSSION: An instrument that is sounded by being struck or scraped by hand or a beater

PITCH: A perceptual property of sounds, relating to the frequency of vibration

FORM: The structure of a musical composition.

INSTRUMENTAL: A recording without any vocals

"DANCE OF THE WILD BOARS"

In the "Dance of the Wild Boars," Maestro Mouse takes us to a secret, magical, and mysterious place that humans never see. In the poem, we learn that things aren't always what they seem. Boars might look fierce and even mean, but they dance and chase butterflies. Will we hear the boars' ecstatic song?

BASIC FORM AND INSTRUMENTATION OF "DANCE OF THE WILD BOARS"

INTRODUCTION: Ostinato in low brass, timpani, other drums, and very low notes on the piano. Straight and syncopated rhythms invite us to the dance.

RONDO A B A B A

THEME A: mezzo forte

Call and Response:

Call: Brass choir of trumpets and French horns

Response: Strings and winds

Call: Tempo speeds up

Response: Even shorter!

A variation: Countermelody is introduced

THEME B: A new, sassier melody is introduced in the strings over a syncopated wind choir motif

THEME A: Tutti

Orchestra with extra percussion

As the class listens, can they identify the cymbals?

THEME B: Even sassier melodies are tossed around to more instrument groups

As the class listens, can they identify the tambourine?

THEME A FINALE: forte

Frenzied melodies and variations of the entire movement. There is a big crescendo for the full orchestra. *TUTTI!*

LET'S GET PHYSICAL!

"Dance of the Wild Boars" illustrates the act of dancing! Encourage students to get up and move as they listen.

Have students choreograph a dance based on what they hear. Assigning basic dance moves to accompany the themes would be a great way for the children to not only hear the form but to experience it physically.

EXAMPLES:

Wide, boar-like steps with downward shoulder movements

For the A section: Claps on the call, with jumps and freezes

For the B section: Up on tiptoe

Develop choreography with high arm movements, kicks, and perhaps a walk in a circle. As the orchestration thickens, more dancers can be added to each part.

VOCABULARY FOR "DANCE OF THE WILD BOARS"

RONDO: A musical form with a recurring leading theme

MEZZO FORTE: Somewhat softer than forte (loud) but louder than piano (soft)

MOTIF: A short tune or musical figure that characterizes and unifies a composition

TUTTI: All together



PERFECT FOR STORYTIMES!




Using the BOOK

Once you have the book, you can do traditional read-alouds with your class, or you can download the app and listen to the music for each spread as you read.




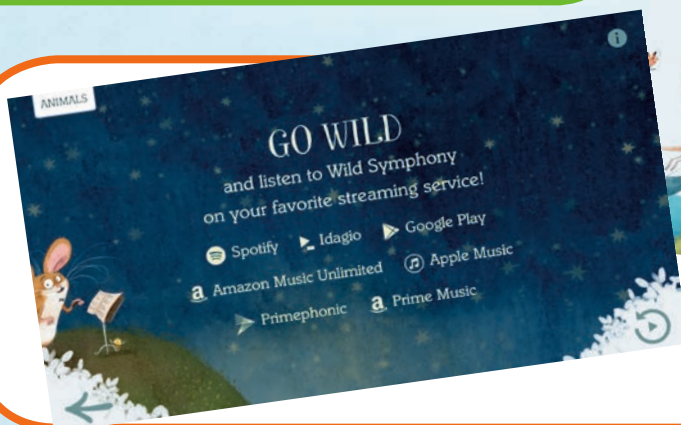
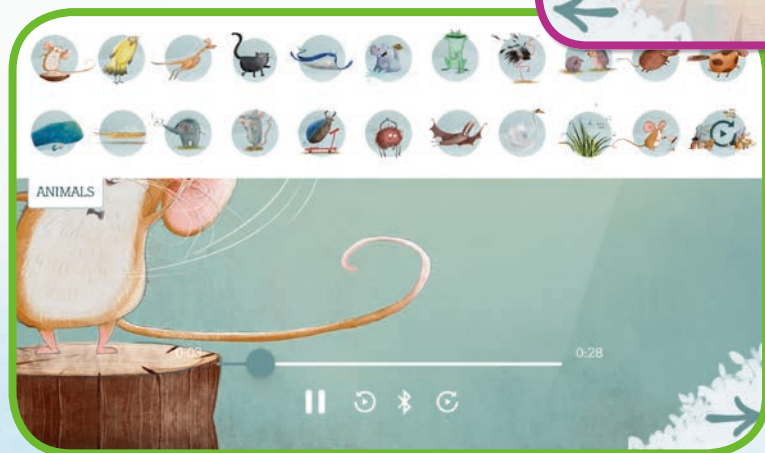
▶ If you would like to hear original music compositions for each animal while you read the book, open the camera on your phone or tablet to scan the QR code (or [visit wildsymphony.com](http://wildsymphony.com)) to download the free app.

▶ Hold your phone over any page in the book to scan the page and listen to that animal's song.



Or tap the arrows in the bottom left and right corners to switch between pages.

▶ Revisit your favorite animal's song at any time by clicking the animal in the "animals" dropdown in the top left corner.



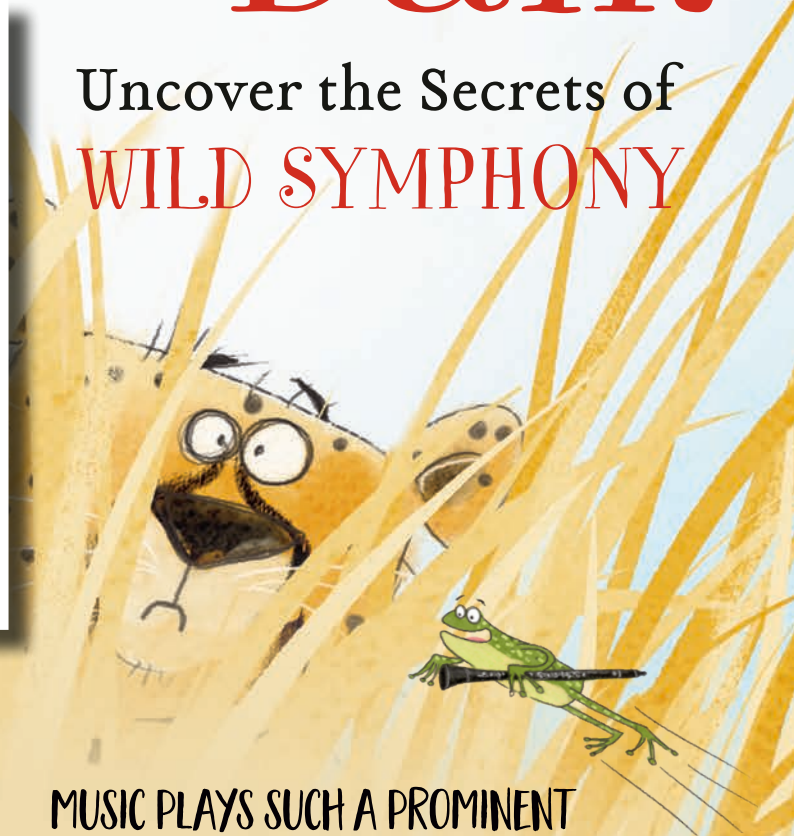
Happy reading! (And listening!)

Q&A with Dan!



Photo Credit: G. M. Brown

Uncover the Secrets of WILD SYMPHONY



WILD SYMPHONY IS YOUR FIRST PICTURE BOOK! CAN YOU TELL US ABOUT IT?

As a child, I loved the picture books of Dr. Seuss, with their zany creatures and silly poetry. With *Wild Symphony*, I wanted to create a similar magical world of pictures and poetry aimed at a new generation of young people, and I also hoped to take it one step further. *Wild Symphony* is very much a read-aloud picture book, but it also contains a surprising musical twist. For each of the animals in the story, I composed a unique piece of modern classical music—a short, fun composition that reflects that animal’s special personality—and through an exciting new technology, each animal’s music accompanies the illustrations and poems to create a fully immersive storytelling experience.

MUSIC PLAYS SUCH A PROMINENT ROLE IN THIS BOOK. WHEN AND HOW DID YOUR PASSION FOR MUSIC BEGIN?

I grew up with classical music. My parents were trained musicians who chose not to have a TV, so instead I played piano, sang in choirs, and went to lots of concerts. Music was a secret sanctuary for me as a child. It calmed me when I felt frustrated, was a trusted friend when I felt lonely, helped me express my joy when I was happy, and, best of all, sparked my creativity and imagination. Even now, I play piano every day—usually after I finish a long day of writing.



Q&A with Dan!

Uncover the Secrets of
WILD SYMPHONY



WILD SYMPHONY HAS ITS OWN APP TO PLAY THE MUSIC ASSOCIATED WITH EACH PAGE. WHY DID YOU FEEL IT WAS IMPORTANT TO INCLUDE THIS FEATURE?

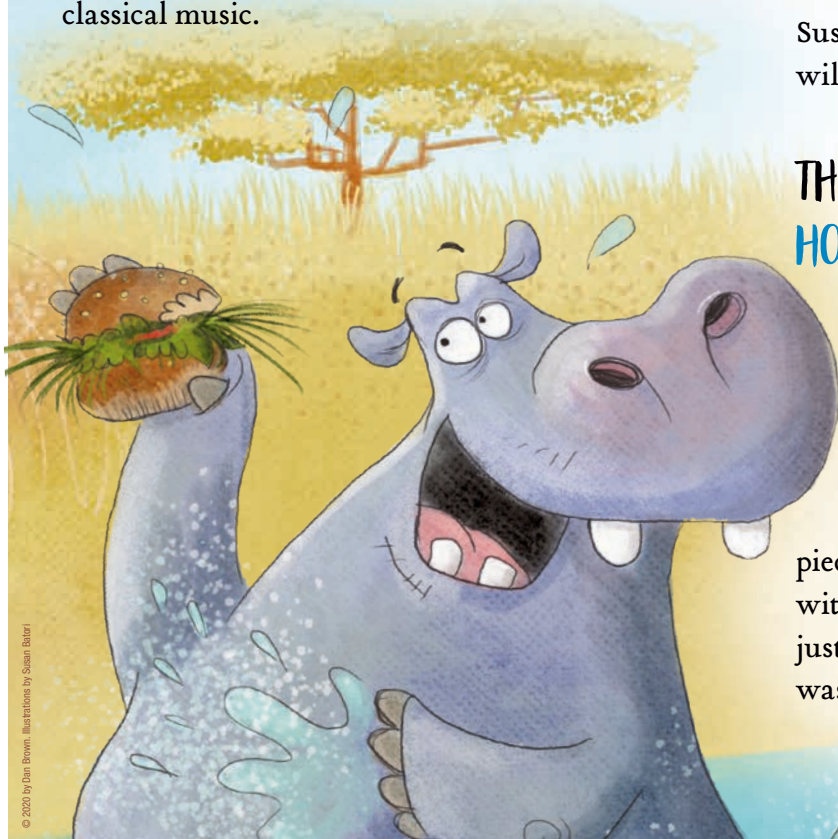
I wanted to create a book that encourages young people to experience the power (and fun!) of listening to classical music. Using augmented reality, the *Wild Symphony* book is able to “magically” perform the specific piece associated with each animal—whether that piece is upbeat and fun like “Bouncing Kangaroo,” reflective and calm like “Wondrous Whale,” or zany and silly like “Dance of the Wild Boars” or “Busy Beetles.” The music is also easily accessible through various streaming services so young people can listen anywhere and anytime. Ideally, the book will help spawn a new generation of people who appreciate classical music.

IT'S SO RARE TO SEE A PICTURE BOOK WITH SO MANY LAYERS! HOW DID THE STORYTELLING, ART, AND MUSIC EVOLVE AS YOU DEVELOPED THE BOOK?

I love layered storytelling, and my novels always attempt to weave together varied themes. With *Wild Symphony*, I was excited to create a truly layered experience by using three different languages simultaneously—art, music, and poetry. In the same way that an opera captivates its audience by presenting beautiful sets, dramatic music, and lyrical drama, *Wild Symphony* strives to be an immersive feast for eyes, ears, and mind, all at the same time. And, of course, a HUGE part of that feast is the magical artwork of Susan Batori, whose illustrations seem to leap off the page with an irresistible sense of humor. I'm an enormous fan of Susan's work, and I imagine a lot of young people will feel the same way very soon.

THIS IS SUCH A UNIQUE PROJECT. HOW DID THE IDEA ORIGINATE?

I have always enjoyed playing and composing music. Some years ago, I was out walking near a marsh and heard many different kinds of frogs all singing together—croakers, peepers, bullfrogs—and it sounded like a classical fugue to me. When I got home, I composed a little piece called “Happy Frogs,” and wrote a poem to go with it. I loved that creative process so much that I just kept going. Twenty animals later, *Wild Symphony* was born!



Q&A with Dan!

Uncover the Secrets of
WILD SYMPHONY



WHAT IS THE VALUE IN SHARING MUSIC WITH KIDS AT AN EARLY AGE?

Exposure to music at a young age has been scientifically shown to stimulate creativity, focus, and emotional intelligence in young people. When I was an infant, my parents exposed me to enormous amounts of music (including while I was in the womb!), and I believe this experience helped stimulate my imagination and creativity, which became very important to me later in life.

WE HEAR THERE ARE SOME PUZZLES IN THIS BOOK. CAN YOU TELL US ABOUT THEM?



As a kid, I loved puzzles—all kinds of puzzles. This is probably because on Christmas morning my parents would create puzzles for me to solve in order to find my presents. These early treasure hunts and games instilled in me a love of puzzle-solving, which I wanted to share in *Wild Symphony*. So, on every page, I've hidden a series of jumbled letters that readers can find and unscramble to spell the name of an orchestral instrument. There is also a hard-to-spot buzzy bumblebee who likes to hide in funny places, like inside a wild boar's nostril! And finally, I've hidden several other codes and secrets throughout the book, but I won't tell you where because finding them is half the fun.



YOU OFFER READERS A LITTLE BIT OF WISDOM WITH EACH SONG. WILL YOU SHARE SOME WITH US? ARE THERE ANY THAT REALLY RESONATE WITH YOU?

Each of the animals in *Wild Symphony* shares a piece of advice for navigating life. These simple tips are designed to get children thinking about the traits we all admire, such as compassion, patience, respect, and confidence, as well as bigger themes of mindfulness, taking life slowly, community, and, above all, being true to your emotions. My personal favorite is the message offered by the busy beetles, who remind us that while it is important to work hard, we must also take time out to play. (I'm still working on that one.)

WHAT IMPACT DO YOU HOPE WILD SYMPHONY WILL HAVE ON YOUNG READERS AND FAMILIES?

We live in an age of headphones and earbuds, and music is often experienced alone. My hope for *Wild Symphony* is that families will choose to enjoy the music together, either while reading the book or as fun background music while they're doing other things. As a special treat, some families may choose to attend one of the many live concerts of *Wild Symphony* that will be performed around the world.

